



SHIELDED SELF-LEADED SMD INDUCTOR DR347-2 SERIES

Features

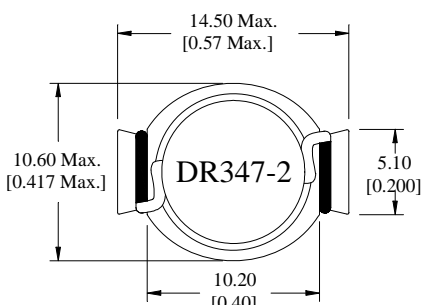
- Magnetic Shielded to Reduce EMI
- Flat Top for Pick and Place
- Inductance Range from 1.0 μH to 47 μH
- Tape & Reel Packing
- Operating Temp. -40°C to +85°C
- Tinned Leads with Leaded Solder is Available (note 5)



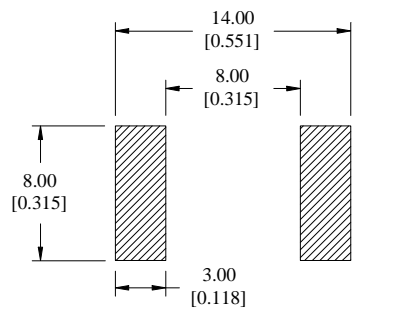
ELECTRICAL SPECIFICATIONS AT 25°C

PART No.	Inductance (μH) @100KHz, 0.25V, $\pm 20\%$	DCR (Ω) Max.	RATED CURRENT (A) Max.
DR347-2-102	1.0	0.021	5.6
DR347-2-152	1.5	0.022	5.2
DR347-2-222	2.2	0.032	5.0
DR347-2-332	3.3	0.039	3.9
DR347-2-472	4.7	0.054	3.2
DR347-2-682	6.8	0.075	2.8
DR347-2-103	10.0	0.101	2.4
DR347-2-153	15.0	0.150	2.0
DR347-2-223	22.0	0.207	1.6
DR347-2-333	33.0	0.334	1.4
DR347-2-473	47.0	0.472	1.0

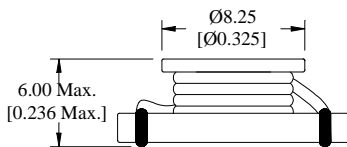
MECHANICAL OUTLINES



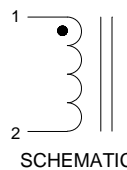
TOP VIEW



PCB SOLDER PAD LAYOUT (REF.)



FRONT VIEW



SCHEMATIC

NOTES:

1. All dimensions are shown in millimeters "mm" [inches "in"].
2. General tolerance $\pm 0.25\text{mm}$ [0.010 in.], unless otherwise specified.
3. Terminal finish is compliant to RoHS requirements
4. Solder in accordance with J-STD-002 Rev. D
5. Non-RoHS series parts 42-347-2-XXX are finished with leaded solder Sn60Pb40 or equivalent