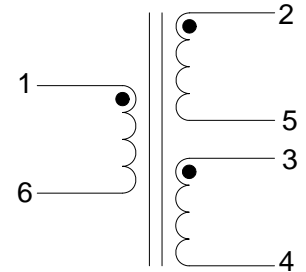




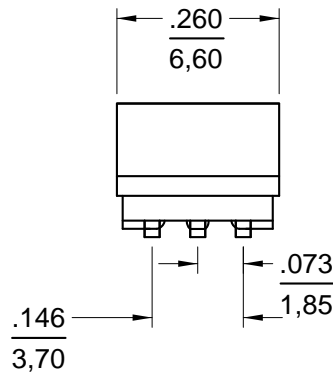
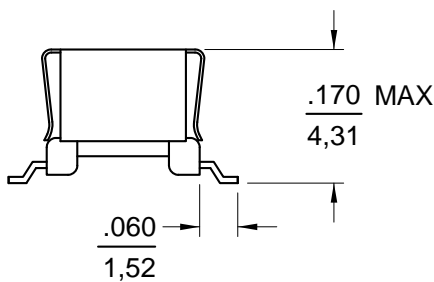
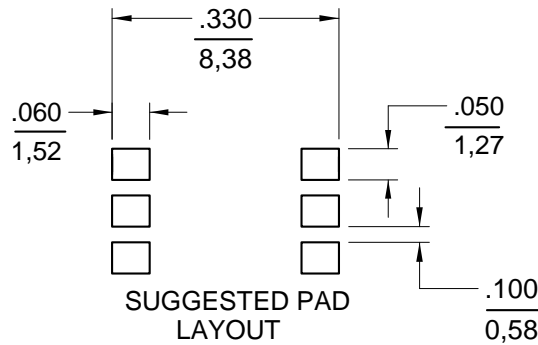
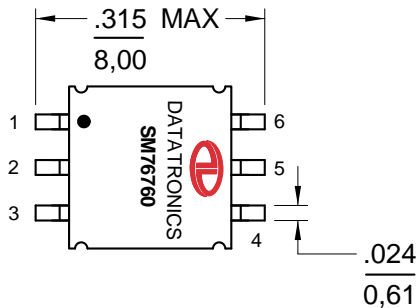
## GATE DRIVE TRANSFORMER SM76760

### ELECTRICAL SPECIFICATIONS AT 25°C

TURNS RATIO (1-6) : (2-5) : (3-4)	2 : 1 : 1 ± 1%
OCL @100kHz, 0.1V (1-6)	330μH MIN
LEAKAGE INDUCTANCE 20mA @100kHz, (1-6)	2.2μH MAX
short (2-5) and (3-4)	
DCR (1-6)	2.0Ω MAX
DCR (2-5) and (3-4)	1.2Ω MAX
HIPOT (1-6) TO (2-5) and (3-4)	1500 VDC, 6 sec.
HIPOT (2-5) TO (3-4)	500 VDC, 6 sec.
ET	22.2 VμS
OPERATING TEMPERATURE	-40°C TO +130°C



SCHEMATIC



Notes:

1. All dimensions are in inches/mm
2. Unless otherwise specified, tolerance is ± .010/0,25
3. Coplanarity is 0.004/0,102
4. For non-RoHS parts replace the SM prefix with 42- (e.g. SM76760 becomes 42-76760)
5. Terminal finish is compliant to RoHS requirements. Solder in accordance with J-STD-020D